

TYRE CHANGER

THE SOLUTION FOR EVERY OPERATOR

Leverless tyre changer for 12"-30" rims, equipped with patented mounting head to effortlessly mount and remove all types of tyres and rims (standard, UHP, Run-Flat).

- + Quick adjustment of bead breaking rollers and mounting head
- + Extra grip plate
- + Modular storage area

The plate's structure allows locking by simply positioning the cone. It automatically increases locking pressure during rotation.



Tubeless tyre inflation system. Powerful tubeless tyre inflation system suitable for any rim diameters; complete with a safety device to protect the operator (FI models only).

INVE MOTOR. Adjustable speed as the operator chooses. Inverter equipped with automating limiting devices to protect the tyre.



The bead breaking rollers and mounting head position themselves at the same time with a single movement. The arms automatically lock during mounting and removal steps.




Large storage area that can be personalised to fit the operator's needs (All KENDO.EVO models).

Rollers are made of plastic so they don't damage the rim, even if they come into contact.

The proximity sensors automatically activate the radial penetration movement, making bead breaking easier (All KENDO.EVO models).

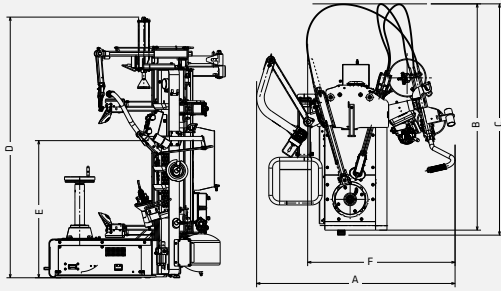
The gradual, controlled movement of the rollers allows bead breaking close to the rim edge, which protects the tyre sidewall and any pressure sensors present.

HIGHLIGHTS IN DETAIL



- 1 Mounting head made of scratchproof material.
- 2 Quick-clamping lock.
- 3 Pneumatic bead pusher (All KENDO.EVO models).
- 4 Wheel lift (Premium models only).
- 5 Large storage area that can be personalised to fit the operator's needs.
- 6 WDK certified (Premium and Pro models only).
- 7 Lubricating paste for mounting/removing tyres and brush.

KENDO.EVO



| KENDO.EVOFI PREMIUM | KENDO.EVO PREMIUM | KENDO.EVOFI PRO | KENDO.EVO PRO | KENDO |
|---|---|---|--------------------------------------|-----------------------------|
| Equipped with pneumatic bead pusher, pneumatic wheel lift and tubeless tyre inflation system. | Equipped with pneumatic bead pusher and pneumatic wheel lift. | Equipped with pneumatic bead pusher and tubeless tyre inflation system. | Equipped with pneumatic bead pusher. | Model with basic functions. |


| Model | KENDO.EVOFI PREMIUM | KENDO.EVO PREMIUM | KENDO.EVOFI PRO | KENDO.EVO PRO | KENDO.EVO |
|------------------------------------|---------------------|--------------------|--------------------|--------------------|--------------------|
| Item no. | ROT.KENDO.206060 | ROT.KENDO.206138 | ROT.KENDO.206299 | ROT.KENDO.206329 | ROT.KENDO.206206 |
| Clamping capacity | 12" - 30" | 12" - 30" | 12" - 30" | 12" - 30" | 12" - 30" |
| Rim width max. | 15" | 15" | 15" | 15" | 15" |
| Wheel width max. | 381 mm | 381 mm | 381 mm | 381 mm | 381 mm |
| Wheel weight max. | 80 kg | 80 kg | 80 kg | 80 kg | 80 kg |
| Working range of the mounting head | 12" - 30" | 12" - 30" | 12" - 30" | 12" - 30" | 12" - 30" |
| Automatic bead-breaking movement | Yes | Yes | Yes | Yes | No |
| Bead-breaking force | 12 kg/kN | 12 kg/kN | 12 kg/kN | 12 kg/kN | 12 kg/kN |
| Rotation speed | 0/16 rpm | 0/16 rpm | 0/16 rpm | 0/16 rpm | 0/16 rpm |
| Max. torque | 1177 Nm | 1177 Nm | 1177 Nm | 1177 Nm | 1177 Nm |
| Power inverter motor | 1.5 kW | 1.5 kW | 1.5 kW | 1.5 kW | 1.5 kW |
| Driving power | 0.75 kW | 0.75 kW | 0.75 kW | 0.75 kW | 0.75 kW |
| Power supply | 230 V 50 - 60 Hz | 230 V 50 - 60 Hz | 230 V 50 - 60 Hz | 230 V 50 - 60 Hz | 230 V 50 - 60 Hz |
| Phases | 1 | 1 | 1 | 1 | 1 |
| Fuse protection | 16 a slow-blow | 16 a slow-blow | 16 a slow-blow | 16 a slow-blow | 16 a slow-blow |
| Air supply max. | 10 bar | 10 bar | 10 bar | 10 bar | 10 bar |
| A Width | 1570 mm | 1570 mm | 1570 mm | 1570 mm | 1170 mm |
| B Depth | 1830 mm | 1830 mm | 1790 mm | 1790 mm | 1790 mm |
| C Height | 2060 mm | 2060 mm | 2060 mm | 2060 mm | 1830 mm |
| Weight | 417 kg | 405 kg | 392 kg | 380 kg | 332 kg |

*If you want to order in RAL7016, add "-G" to the item no.

ACCESSORIES




Item no. G1000A137




Item no. G1000A158



Item no. G1000A152A



Item no. G1000A161




Item no. G1000A102




Item no. G1000A86




Item no. G1000A84K




Item no. G1000A70K




Item no. G1000A81K



Item no. G1000A65K



Item no. G1000A99NP



Item no. PLUS91AKC

1 Type clamping flange Universal for rims without center hole and reverse rims for G1000A138.

2 Type clamping flange for reversed wheels. Universal.

3 Flange for LT (Light Truck). 14 mm Ø pulling pin.

4 Type clamping flange Universal for CLAD rims with center hole.

5 Studs for reverse rims. 110 mm.

6 Mirror with magnetic support.

7 Plastic protection for centering cone. (5 pieces)

8 Plastic protection for pulling system pins. (5 pieces)

9 Rubber protection for support plate. (10 pieces)

10 Plastic protection for upper tool support. (5 pieces)

11 Wheel lift with stop in position.

12 Helper arm pneumatic.