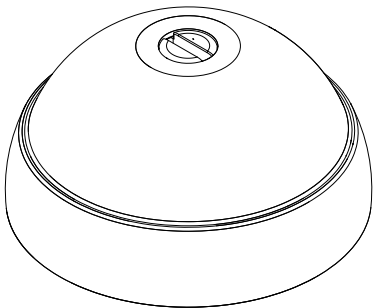


UFO³



ALTEZZA DI INSTALLAZIONE SUGGERITA
SUGGESTED INSTALLATION HEIGHT
ALTURA DE INSTALACIÓN SUGERIDA
HAUTEUR D'INSTALLATION SUGGÉRÉE

INDEX

FORD

Transit Connect	6
Transit Courier	7
Transit Custom	8
Transit Van	9

VOLKSWAGEN

Caddy	10
Transporter	11
Crafter	12

FIAT

Fiorino	13
Doblò	14
Talento	15
Ducato	16

IVECO

Daily	17
-------	----

Mercedes

Citan	18
Vito	19
Sprinter	20

RENAULT

Kangoo	21
Trafic	22
Master	23

CITROËN

Berlingo Van	24
Jumpy	25
Jumper	26

OPEL | VAUXHALL MOTORS

Combo Cargo	27
Vivaro	28
Movano Van	29

PEUGEOT

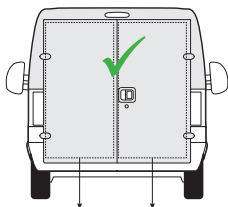
Partner	30
Expert	31
Boxer	32

DACIA

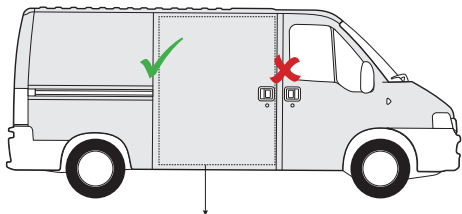
Dokker	33
--------	----

NISSAN

NV200	34
NV300	35
NV400	36



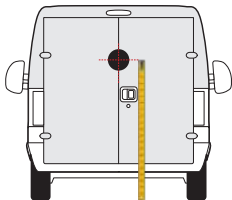
IT	Porta fissa	Porta battente
EN	Fixed door	Swing door
ES	Puerta fija	Puerta batiente
FR	Porte fixe	Porte battante



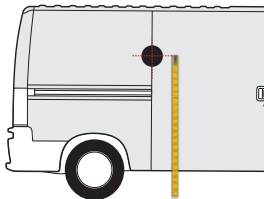
IT Porta scorrevole
EN Side loading door
ES Puerta corredera
FR Porte coulissante



TRANSIT CONNECT
2013 - current



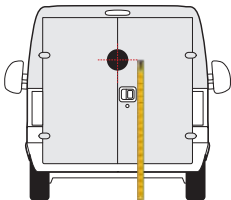
1500mm



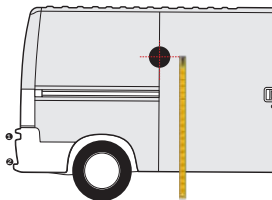
1500mm



TRANSIT COURIER
2013 - current



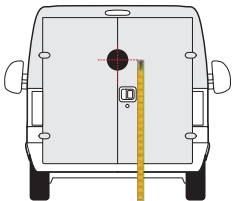
1450mm



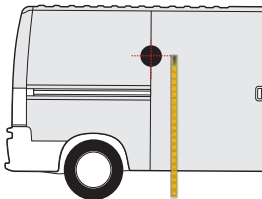
1450mm



TRANSIT CUSTOM
2012 - current



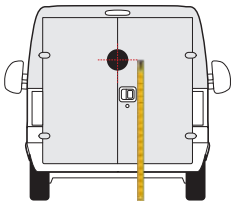
1600mm



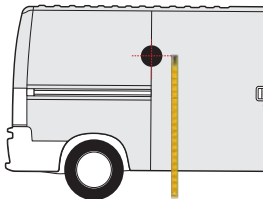
1600mm



TRANSIT VAN
2014 - current



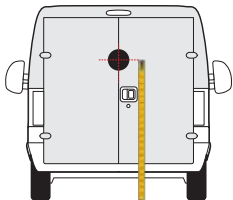
1700mm



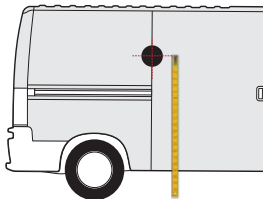
1650mm



CADDY
2006 - current



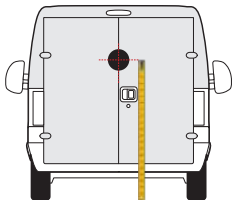
1500mm



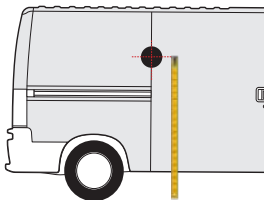
1450mm



TRANSPORTER
2014 - current



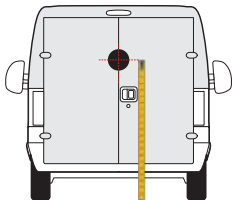
1500mm



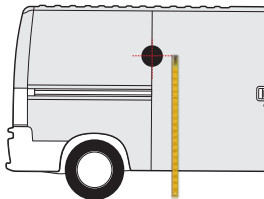
1400mm



CRAFTER
2016 - current



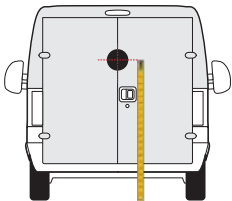
1800mm



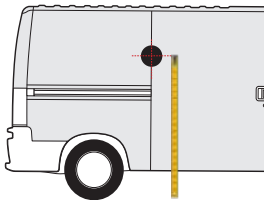
1800mm



FIORINO
2007 - current



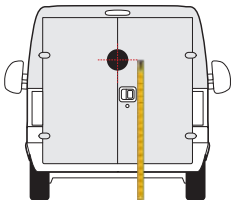
1300mm



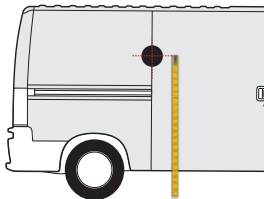
1200mm



DOBLÒ
2009 - current



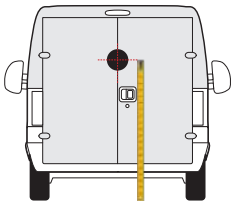
1600mm



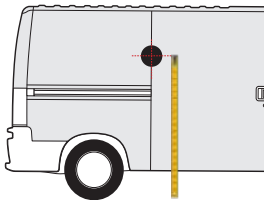
1500mm



TALENTO
2016 - current



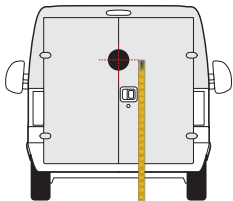
1550mm



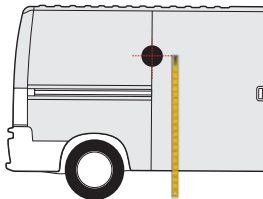
1400mm



DUCATO
2006 - current



1650mm

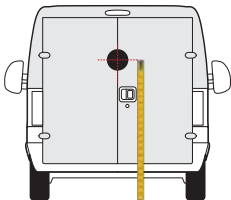


1650mm

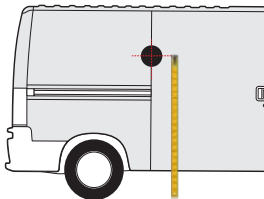
IVECO



DAILY
2014 - current



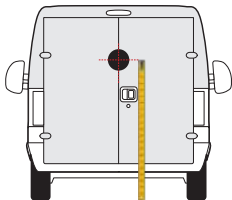
1800mm



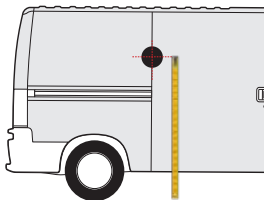
1700mm



CITAN
2012 - current



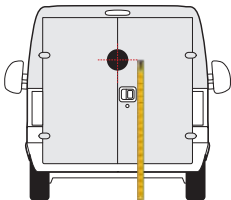
1400mm



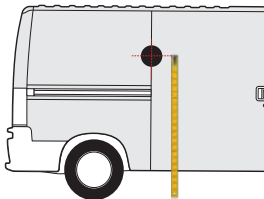
1350mm



VITO
2014 - current



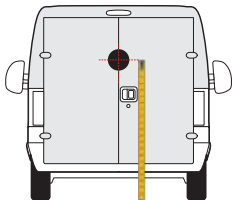
1450mm



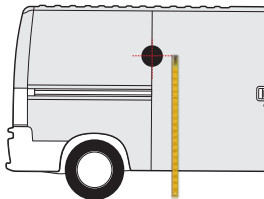
1450mm



SPRINTER
2014 - current



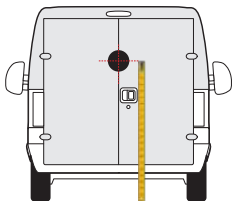
1700mm



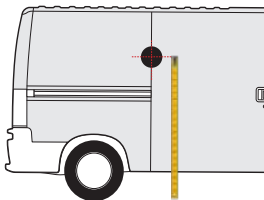
1600mm



KANGOO
2008 - current



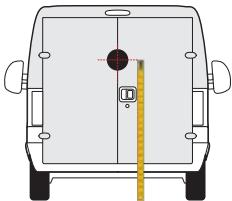
1350mm



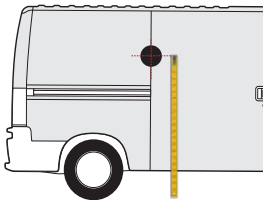
1350mm



TRAFIC
2014 - current



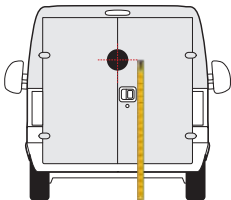
1550mm



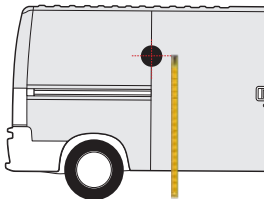
1350mm



MASTER
2010 - current



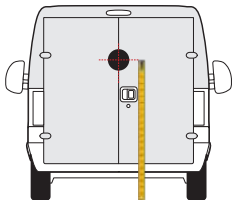
1600mm



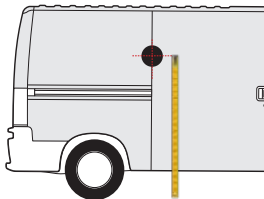
1600mm



BERLINGO VAN
2018 - current



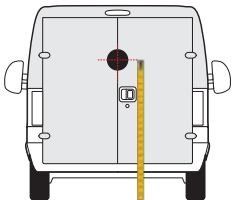
1450mm




1400mm



JUMPY
2016 - current



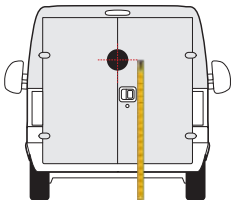
1500mm



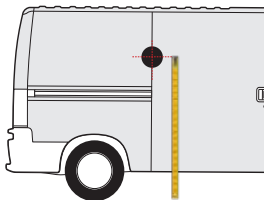
1500mm



JUMPER
2014 - current



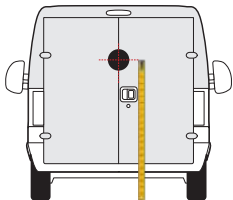
1650mm



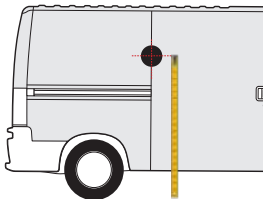
1650mm



COMBO CARGO
2018 - current



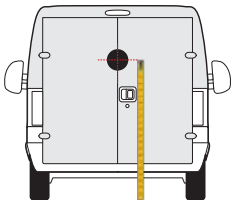
1600mm



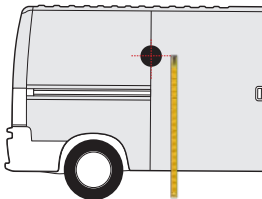
1500mm



VIVARO
2019 - current



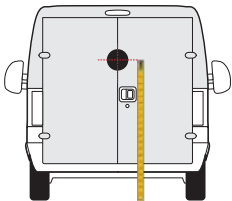
1550mm



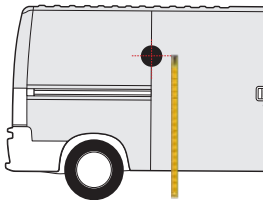
1400mm



MOVANO VAN
2011 - current



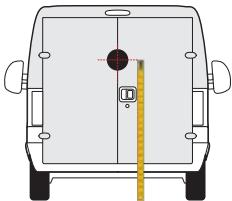
1600mm



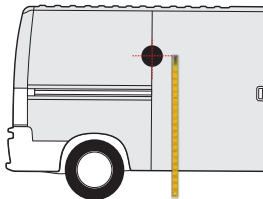
1600mm



PARTNER
2018 - current



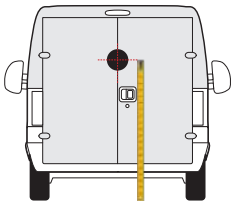
1450mm



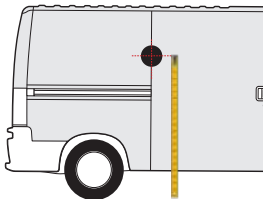
1400mm



EXPERT
2016 - current



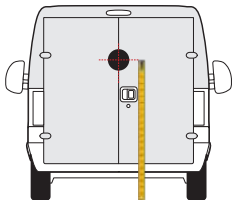
1550mm



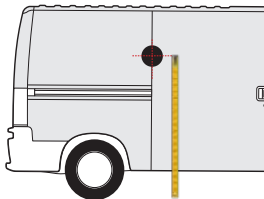
1350mm



BOXER
2014 - current



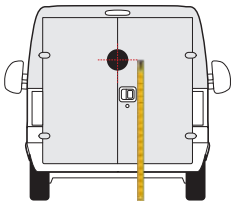
1650mm



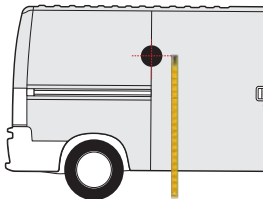
1650mm



DOKKER
2013 - current



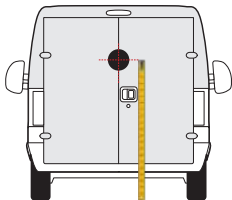
1400mm



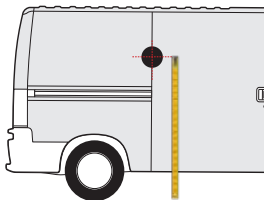
1400mm



NV200
2009 - current



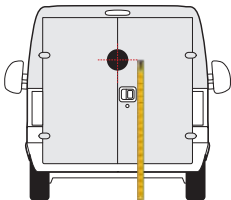
Coming Soon



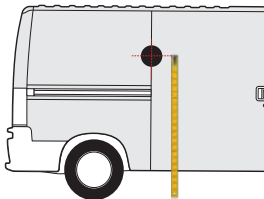
Coming Soon



NV300
2016 - current



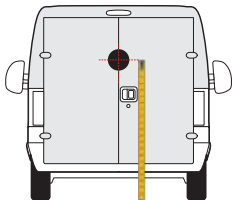
1550mm



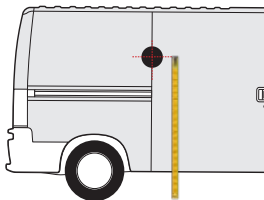
1400mm



NV400
2011-current



1600mm



1600mm

VIDEO DI INSTALLAZIONE
INSTALLATION VIDEO
VIDEO DE INSTALACIÓN
VIDÉO DE L'INSTALLATION



<https://www.youtube.com/user/serraturemeroni>

MERONI SERRATURE

Cerraval

P.I. Fuente del Jarro Carrer
Islas Canarias 29 46988
Paterna, Valencia
t: +34 96 1325395
e: cerraval@cerraval.es
w: cerraval.es

Serrature Meroni S.p.A.

via Valsorda snc, S.P. 40
Inverigo (CO) - Italia
t: +39 031 6949301
e: ufo@serme.it
w: ufomeroni.com