

# 2-POST LIFT

## ELECTRO-HYDRAULIC

The electro-hydraulic 2-post lifts of the SPO-series convince by an outstanding pick-up area. The control system is available in a manual and an electric version, as well as different column heights.

The **SPO40-5** universal lifting platform in symmetrical design offers flexible lifting possibilities from SMART to transporters with long

wheelbase (e.g. Crafter, Sprinter). The support arm construction allows both symmetrical and asymmetrical pick-up of the vehicles - without repositioning. **SPOA40-5** the support arm variant for armored passenger cars. **SPOA40-AP** support arm variant for sporty, wide passenger cars an electric version, as well as different column heights.

- + SPO series - the best-selling lift in the world
- + Maximum security with the Rotary 3PSS concept
- + Pick-up range from SMART to Transporter (SPO40)

The electro-hydraulic design with only one unit ensures energy-saving operation with fast lifting and lowering times.

Rotary Hydraulic stands for maximum service-friendliness with minimum operating costs.

The upper safety switch-off effectively protects vehicles with a higher overall height from damage during lifting.


Flanged to the upper part of the lifting column, the unit is protected from external influences and allows more freedom of movement.

The support arms are automatically locked when lifting. Once the platform is completely lowered, this locking device is released automatically. The particularly fine grid and a manual unlocking function extend the ease of operation.

For a plus in ergonomics and economy, the 2nd control panel is standard on the SPO40. One control unit is equipped with a 220 V connection (fused with 16 ampere for electric hand tools) and the second with compressed air preparation.

Illustration shows SPO40E with optional accessories.

## HIGHLIGHTS IN DETAIL



### 1 3PSS Concept (3 Phase Security System) includes:

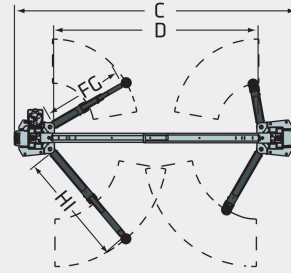
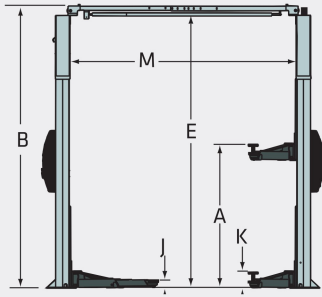
- Mechanical safety latches integrated on both sides with automatic actuation
- Load-free synchronization pulleys secure the load during the lifting and lowering process
- Hydraulic system secured by non-return valve including maintenance-free high-pressure cylinder in both posts.

2 The maximum drive-through width with minimum external dimensions and the construction without a base frame ensure problem-free access to the lifting platform.

3 The double S-profile of the lifting posts enables maximum stability with minimum space requirement. The contact area of the lifting carriages guided in the lifting posts is significantly increased too.

4 The rotating plates are pluggable and can be extended or replaced with attachments in a stable and cost-effective manner.

SPOA40 / SP040



	Support arms	Asymmetrical 2x3-sections, short (in front) 2x2-sections, long (rear)		Asymmetrical 2x3-sections, short (in front) 2x2-sections, long (rear)		Symmetrical 4x3-sections	
Model		SPOA40M-5	SPOA40E-5	SPOA40M-5AP	SPOA40E-5AP	SP040M-5	SP040E-5
Load capacity		4.500 kg	4.500 kg	4.500 kg	4.500 kg	4.500 kg	4.500 kg
<b>A</b> Stroke		1.957 mm	1.957 mm	1.957 mm	1.957 mm	1.979 mm	1.979 mm
<b>B</b> Overall height EH1		3.865 mm	3.865 mm	3.865 mm	3.865 mm	3.865 mm	3.865 mm
Overall height EH2		4.170 mm	4.170 mm	4.170 mm	4.170 mm	4.170 mm	4.170 mm
Overall height EH4						4.780 mm	4.780 mm
<b>C</b> Overall width		3.440mm	3.440mm	3.496 mm	3.496 mm	3.496 mm	3.496 mm
<b>D</b> Drive-through width		2.546 mm	2.546 mm	2.602 mm	2.602 mm	2.602 mm	2.602 mm
<b>E</b> Switchoff level EH1		3.760 mm	3.760 mm	3.760 mm	3.760 mm	3.760 mm	3.760 mm
Switchoff level EH2		4.065 mm	4.065 mm	4.065 mm	4.065 mm	4.065 mm	4.065 mm
Switchoff level EH4						4.675 mm	4.675 mm
<b>F</b> Support bracket length on the front min.		550 mm	550 mm	550 mm	550 mm	700 mm	700 mm
<b>G</b> Support bracket length on the front max.		1.106 mm	1.106 mm	1.106 mm	1.106 mm	1.500 mm	1.500 mm
<b>H</b> Support bracket length on the rear min.		876 mm	876 mm	600 mm	600 mm	700 mm	700 mm
<b>I</b> Support bracket length on the rear max.		1.472 mm	1.472 mm	1.280 mm	1.280 mm	1.500 mm	1.500 mm
<b>J</b> Rotary plate height min.		95 mm	95 mm	95 mm	95 mm	109 mm	109 mm
<b>K</b> Rotary plate height max.		155 mm	155 mm	155 mm	155 mm	179 mm	179 mm
<b>M</b> Clear span between		2.825 mm	2.825 mm	2.916 mm	2.916 mm	2.916 mm	2.916 mm
Driving power		4 kW	4 kW	4 kW	4 kW	4 kW	4 kW
Power supply voltage (electrical)		400 V, 50 Hz	400 V, 50 Hz	400 V, 50 Hz	400 V, 50 Hz	400 V, 50 Hz	400 V, 50 Hz
Lifting time		approx. 30 sec.	approx. 30 sec.	approx. 30 sec.	approx. 30 sec.	approx. 30 sec.	approx. 30 sec.
Required ceiling height EH1		3.920 mm	3.925 mm	3.925 mm	3.920 mm	3.925 mm	3.925 mm
Required ceiling height EH2		4.230 mm	4.230 mm	4.230 mm	4.230 mm	4.230 mm	4.230 mm
Required ceiling height EH4						4.840 mm	4.840 mm

**M** Manual operation  
**S** Push-button operation

# ACCESSORIES



- 1** Adapter extension set (1 set / 4 pieces 89mm, 1 set / 4 pieces 127mm) with 2 holders for mounting on the posts
- 2** Adapter extension set (1 set / 4 pieces 200mm) with 1 holder for mounting on the posts
- 3** Pick-up set for Mercedes G-Series (1 set / 4 pieces)
- 4** Pick-up set U-shaped (1 set / 4 pieces)
- 5** Vehicle securing for rotary plate
- 6** Storage tray for tools, magnetic

Technical changes reserved. Data are considered advertisement.  
2-Post-Lift-SPO(A)40M-SPO(A)40E-BR-126498-en-2019-04