

Beissbarth MLD 110 – Headlight testing system for Mercedes-Benz workshops



- 7-meter roll-on markers
- Colour filter for LED headlights
- Levelled rail system
- TÜV-certified by prototype technical-release examination



MLD 110 headlight testing system


Exclusively for Mercedes-Benz



- Analogue system for all types of headlights and light sources – including LED
- New** • LED1 colour filter to determine the exact cut-off line of LED headlights
- New** • Vehicle alignment by means of yellow 7-metre roll-on markers (for trucks: 9 m)
- Precise alignment of the headlight by means of a cross laser
- On required rail system
- Column and light box constantly oriented 90° towards the roll-on markers
- TÜV-certified by prototype technical-release examination

TÜV certificate No. TPN 100127181




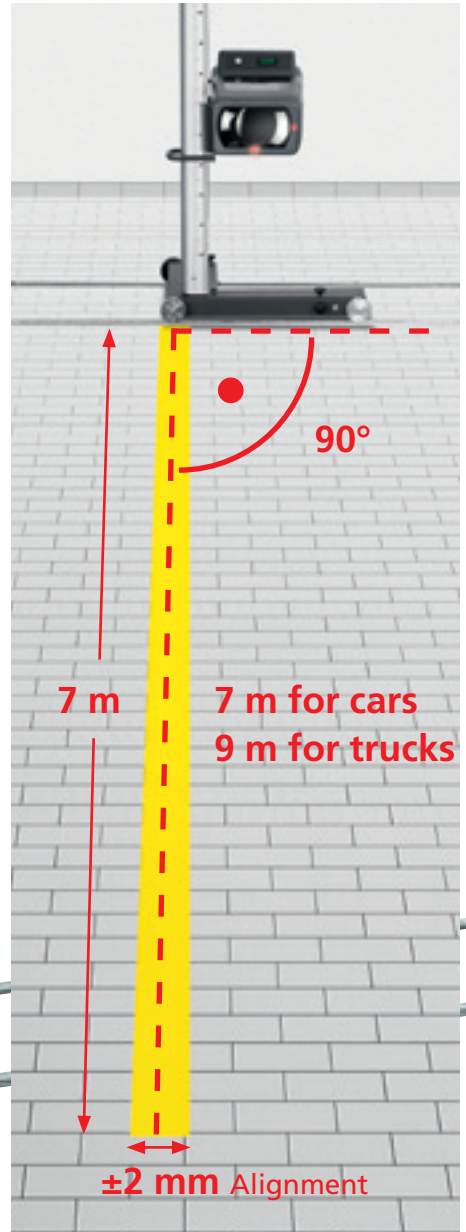


Column adapter

Target column adapter for night vision assistants. Practical board fixture by means of a magnet. Not included: the target board itself (above).



With colour filter attachment



Permanent fixation of the light box



OE requirement: rail system



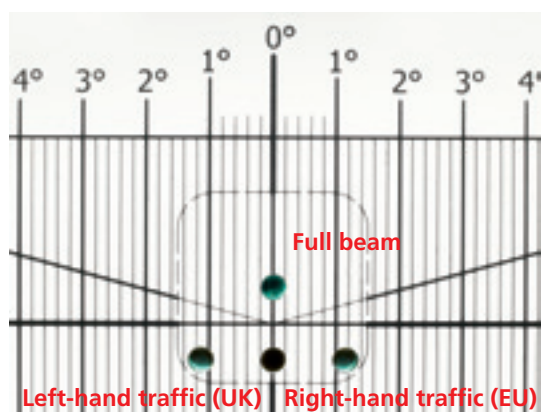
Set of rails (3 m) including rollers

Precise optical unit to test all types of head



Digital lux meter:

3 photo diodes within the test screen measure the intensity of the illumination, which is then displayed on the digital lux meter. This makes for easy identification of outdated or low-quality light sources.




Universal insert: MLD 110 test screen for both right-hand and left-hand traffic

Two-dimensional leveller and cross laser for the alignment towards the headlight


lights




A LED 1 colour filter for LED headlights is placed onto the light box. It separates disturbing blue verge in the area of the cut-off line giving easy optical evaluation by the tester.



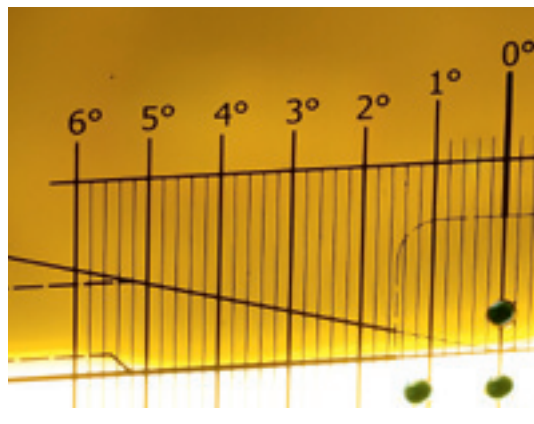
Colour scheme without colour filter:
Indistinct transition within the blue verge



Colour scheme with colour filter:
Well-defined and sharp cut-off line



Blue verge



MLD 110 headlight testing with LTB

LTB 100: Headlight test bay in line with the statutory provisions.

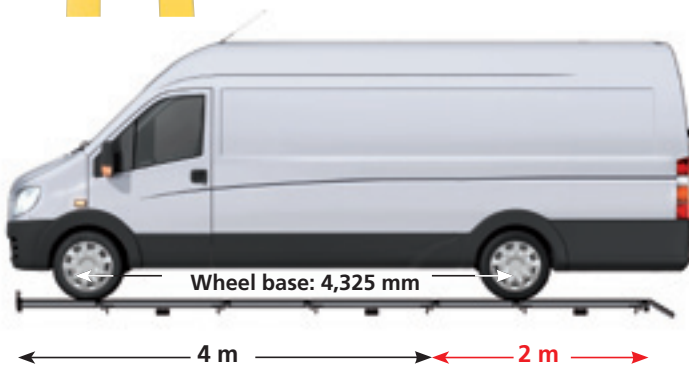
By means of the LTB 100 levelled test bay, workshops can perform headlight tests complying with the regulations (directive 4, §29 StvZO German headlight test directive) even on uneven floors and within the provided tolerances.



LTB 100 is particularly suitable for retrofitting on uneven workshop floors. It allows height compensation of up to 40 mm – with a maximum permitted axle load of 2.5 t – easily extended by modular extension to a total length of 6 metres.



Design for 0 to 40 mm adjustable height compensation and up to 2.5 t axle load



LTB standard length: 4 metres. Optional 2-metre extension to a total length of 6 metres for Sprinter sizes



Drive-in protection for working pits


100 levelled test bay



Two positioning lines for smaller track widths ...



... and large standard vehicles



Scope of delivery LTB

LTB 100 (4 m, anchor bolts
not included in scope of delivery)

Order number

1 692 100 030

Special accessories

LTB 100 extension (2 m)

1 692 100 031

Set of roll-on ramps

1 692 100 032

Pit drive-in protection (4 m)

1 692 100 033

Extension of the pit drive-in protection (2 m)

1 692 100 037

Accessories for service/assembly

Service kit with assembly patterns and supporting pliers
(reusable for additional installations)

1 692 100 034

Technical data MLD 110

Light intensity	Candela
Illumination	0 - 240 Lux/25 m
Orientation	
Direction of travel (right or left): dipped beam	+ 300 mm; - 300 mm (+ 3.0%; - 3.0%)
Direction of travel (right or left): full beam	+ 50 mm; - 300 mm (+ 0.5%; - 3.0%)
Measuring height (optical centre above ground)	240 - 1,500 mm
Supply voltage (internal battery)	9 V
Operating temperature	+ 5 bis + 45 °C
Weight	40 kg
Device size (WxDxH)	650 x 700 x 1,790 mm

Order numbers

MLD 110 (incl.: LED filter, 9 m tape, protection cover)	1 692 104 334
3 m rail system (incl. rollers and installation kit)	1 692 105 080

Optional accessories

Rail extension kit (guide rail, slide rail and installation materials)	1 692 105 112
---	---------------

Subject to technical modification and changes to scope of delivery. Pictures may sometimes show special accessories or similar versions. Please contact your Beissbarth dealer for a binding up-to-date quotation.

Local distributor:

Beissbarth GmbH
A Bosch Group Company
Hanauer Strasse 101
80993 Muenchen (Munich, Bavaria)
Germany

Tel. +49-89-149 01-0
Fax +49-89-149 01-240

www.beissbarth.com
sales@beissbarth.com

