

# SKF Technical Bulletin

## VKBD 1015 – Fitting Instructions / Mandatory replacement of the nut



RENAULT Clio III/Grandtour, Megane II, Modus/Grand Modus, Twingo II, Wind

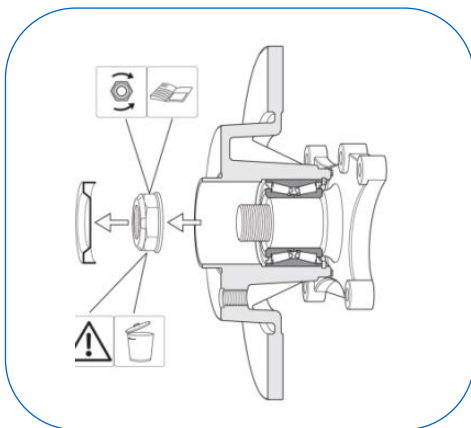


**Fitting instructions: Mandatory replacement of the nut included in the kit!**



OE Nb: 77 01 207 823

### Fitting Instructions




Dismount the old wheel brake disc, nut and mounting cap. Never re-use the old nut and cap.



Clean the axle stub from all dirt and pollution. To avoid rust after mounting, always use SKF Antifret (LGAF 3E/0.5) on the stub axle before mounting the bearing.



When installing the bearing and the brake disc, apply the force **ONLY** on the inner ring of the bearing.



## VKBD 1015 – Fitting Instructions / Mandatory replacement of the nut

### VKBD 1015



The mounting instructions inside the kit ensure you to operate the right fitting instructions!

It emphasizes the importance of throwing the old dismantled nut away and use the nut included in the box.



Nut Tightening torque: 175 Nm

## Troubleshooting



### Likely causes


- Wrong tools used
- Wrong applied force
- Re-use of the old mounting nut

### Consequences

- Bearing inner rings could be separated during mounting
- Balls, tapers and raceways are damaged
- Premature bearing failure/damage (due to water ingress....)

### Solution

- Use proper tools
- Apply correct force
- Use the new nut contained in SKF kit as specified on the warning sticker on SKF box



[Click here to watch SKF technical videos on Youtube!](#)

